

Foundation D

1 Label the map with the autonomous regions listed below, and then shade in each one with the color indicated.

Inner Mongolia Autonomous Region: red

Xinjiang Uyghur Autonomous Region: blue

Guangxi Zhuang Autonomous Region: green

Tibet Autonomous Region: yellow

Ningxia Hui Autonomous Region: black





2 Imagine that you are a reporter who has just returned from visiting the five autonomous regions in China. Use your notes below to label and give an appropriate title for the location of each picture.

| Notes |
|---|
| * Ningxia Hui Autonomous Region, cultivated by the Yellow River—rich in crops, pastures, and minerals |
| * Xingjiang Uyghur Autonomous Region, watched over by 1,000 Buddha—home of the melons |
| * Guangxi Zhuang Autonomous Region, the Zhuang tribe living on limestone topography |
| * Tibet Autonomous Region, the sunshine city in the Himalayas |
| * Inner Mongolia Autonomous Region, Mongolian culture on the grassland |

1. Place name : _____


Title : _____



2. Place name : _____

Title : _____

3. Place name : _____
Title : _____



4. Place name: _____
Title: _____

5. Place name: _____
Title: _____



3 Your class has a new Chinese exchange student named Ming. Help him understand what the teacher says by writing the English phrases below in Pinyin.

1. The teacher says, "Please write your name on the board."

2. The teacher says, "Please repeat after me."







3. The teacher says, "Let's listen to the CD now."

4. The teacher says, "Please try it yourself."

5. The teacher says, "Please come here."

6. The teacher says, "Please say it again."

4 Match the descriptions on the left to the ideographs in the center column by writing the appropriate letter in the space provided. Then draw a line between the ideographs and their meaning in the right-hand column.

- | | | | |
|----------|--|---|---------------------|
| 1. _____ | In the likeness of a person with his/her legs crossed | A.  | • 大 big |
| 2. _____ | In the likeness of a person with his/her arms and legs wide open | B.  | • 齊 neat |
| 3. _____ | In the likeness of a row of wheat | C.  | • 中 middle |
| 4. _____ | In the likeness of a person holding something under his/her armpits | D.  | • 夾 to clip |
| 5. _____ | The short stroke represents the object's position in relation to the longer stroke | E.  | • 交 to interlock |
| 6. _____ | In the likeness of a flag placed in the middle of an area | F.  | • 下 downward |

5 Below are five 習 *xí* characters. Write down what font each might be on the lines provided.

1. _____



2. _____



- A. Seal style
- B. Official style
- C. Standard style
- D. Running style
- E. Cursive style

4. _____



3. _____



5. _____



6 Write the letter of the sentence that corresponds to each illustration in the speech bubbles.

1. _____

2. _____

3. _____

4. _____

A. Qǐng gēn zhèi-wèi xiǎo.jiě shuō.
B. Qǐng zài báibǎn shàng xiě zhèi.ge zì.
C. Wǒ.mén lái tīng CD.
D. Qǐng zuò.