

# Foundation C

1 Complete the following crossword puzzle with the Pinyin of the municipalities and special administration regions you learned about in this Foundation lesson.

				6				
1								
		2						
3								
				4				
5								

**Across**

1. It is the capital of the People’s Republic of China (PRC).
2. It is called “the pearl of Bohai.”
3. It is called the “city of mountains.”
4. The Ruínas da Antiga Catedral de São Paulo can be found here.
5. It is a combination of the old and the new, the traditional and the contemporary.

**Down**

6. It is China’s first Special Administrative Region.

**2** Use the hints given to figure out the names of the following cities. If the city is a municipality, color the circle next to the number red. If it is a Special Administration Region, color the circle blue.

1. \_\_\_\_\_

- A well-situated port city
- Set to host the World Expo in 2010

2. \_\_\_\_\_


- English is one of the most used languages here
- One of Asia's four small dragons

3. \_\_\_\_\_

- The Heavenly Fort
- The multi-national museum of architecture

○ 4. \_\_\_\_\_

- Portuguese is one of the languages spoken here
- Tourism is the main industry



○ 5. \_\_\_\_\_

- Known for its spicy hotpots
- A transportation hub for China's southeast



○ 6. \_\_\_\_\_

- Home of the famous Peking Man
- Host city of the 2008 Summer Olympics



### 3 Write your responses in Pinyin for each situation below.

1. If your friend asks you for your Chinese textbook and you happen to have it with you, you can say...

\_\_\_\_\_

2. If your friend asks you for three red pens and you don't have them, you can say...

\_\_\_\_\_

3. If your classmate asks for help on a math question and you want to make sure that he/she has understood, you can say...

\_\_\_\_\_

4. If your classmate asks for help on a math question and you'd like to know if there are any other questions he/she needs help with, you can say...

\_\_\_\_\_


5. You ask your classmate a question, but you don't understand what he/she said, you can say...

\_\_\_\_\_

6. Your friend told you something and he/she wants to make sure if you understand. If you understand what they said, you can say...

\_\_\_\_\_

## 4 Complete the dialogues according to the pictures.



**Situation 1**


A: 懂了吗? Dǒng .le .ma?

B: \_\_\_\_\_。

**Situation 2**

A: 有问题吗? Yǒu wèntí .ma?

B: \_\_\_\_\_。



**Situation 3**

A: 懂了吗? Dǒng .le .ma?

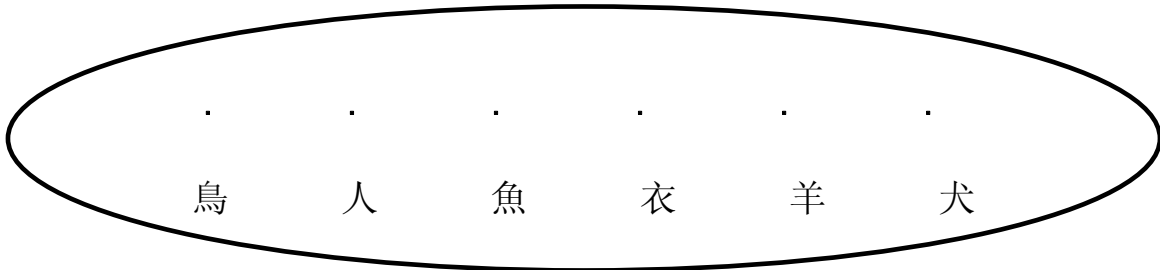
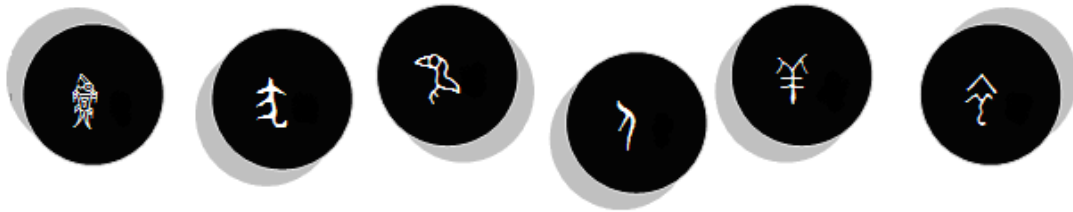

B: \_\_\_\_\_。

**Situation 4**

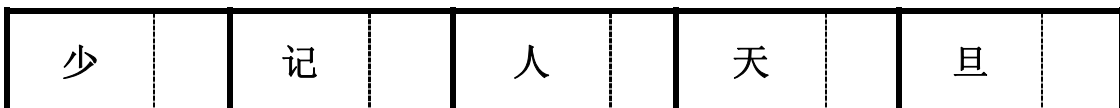
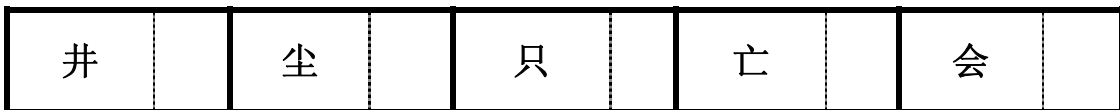
A: 有问题吗? Yǒu wèntí .ma?

B: \_\_\_\_\_。

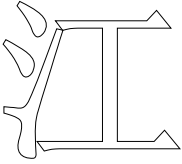


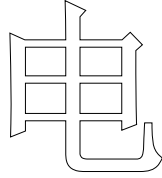
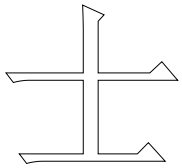
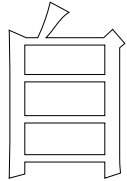
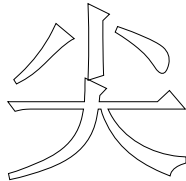
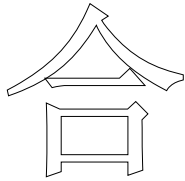

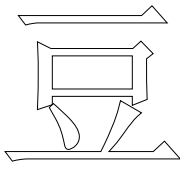



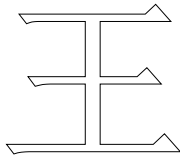

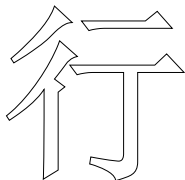
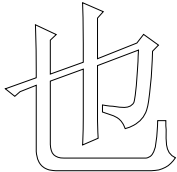
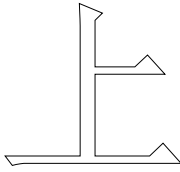

5 Look at the following three groups and match the related pictures, pictographs and characters to one another.



6 Write the first stroke of every character below in the boxes provided, then draw a line between the character in the first row and the character in the second row that share the same first stroke.



**7** Look at the characters below and shade in the first stroke.

1. 	6. 	11. 	16. 
2. 	7. 	12. 	17. 
3. 	8. 	13. 	18. 
4. 	9. 	14. 	19. 
5. 	10. 	15. 	20. 