



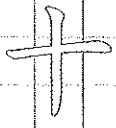
Rules of Stroke Order of Chinese Characters



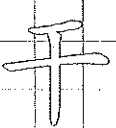
Rules		Examples
1. Horizontal first, then vertical.		十 shí: 一 十
2. First top, then bottom.		二 èr: 一 二
3. Left-slanted first, then right-slanted.		八 bā: 丿 八
4. Left first, then right.		川 chuān: 丿 川 川
5. Center first, then both sides.		小 xiǎo: 丨 小 小
6. When making a dot “丶”, write it first if it is positioned on the top or upper-left.		文 wén: 丶 一 丿 文
7. With “closed” characters, make the outside strokes (left, top, right), then the strokes in the middle, then the bottom stroke that “closes” the character.		回 huí: 丨 冂 冂 冂 冂 冂 冂 回
8. With semi-closed characters, there are three different stroke orders:	A. Strokes in the middle before surrounding stroke(s).	凶 xiōng: 丿 乂 凶 凶
	B. Surrounding strokes before strokes in the middle.	司 sī: 冂 冂 冂 司 司
	C. Top before middle before lower-left.	匹 pǐ: 一 冂 兀 匹



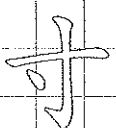
Practice Writing

名字: _____ 日期: _____




1. Horizontal first, then vertical.




 shí ten	Stroke Order							
								
Practice Writing								
								




 gān shield	Stroke Order							
								
Practice Writing								
								

 cùn little	Stroke Order							
								
Practice Writing								
								




2. First top, then bottom.




 èr <i>two</i>	Stroke Order							
								
Practice Writing								
								




 dīng <i>man</i>	Stroke Order							
								
Practice Writing								
								

 xià <i>under</i>	Stroke Order							
								
Practice Writing								
								



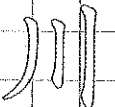
3. Left-slanted first, then right-slanted.




 bā <i>eight</i>	Stroke Order							
								
Practice Writing								
								

 rén person	Stroke Order							
								
Practice Writing								
								

 dà big	Stroke Order							
								
Practice Writing								
								

4. Left first, then right.

 chuān river	Stroke Order							
								
Practice Writing								
								

 rén benevolent	Stroke Order							
								
Practice Writing								
								

仅 jǐn only	Stroke Order							
Practice Writing								

5. Center first, then both sides.

小 xiǎo small	Stroke Order							
Practice Writing								

木 mù wood	Stroke Order							
Practice Writing								

米 mǐ rice	Stroke Order							
Practice Writing								

6. When making a dot “丶,” write it first if it is positioned on the top or upper-left.

文 wén writing	Stroke Order							
	、 一 丿 文							
Practice Writing								
文								

亡 wáng die	Stroke Order							
	、 一 亡							
Practice Writing								
亡								

交 jiāo deliver	Stroke Order							
	、 一 六 六 交 交							
Practice Writing								
交								