Twas the Week After Christmas
Hair Instructions

Please Note: Hair needs to be clean and off face completely. Brush or comb well, and please use plenty of gel and/or hairspray so there are no stray hairs or wispies. Bangs must be clipped back if they hang below eyebrows. NO SCRUNCHIES PLEASE! Use small clear or black hair ties (see pictures at the end of this document) and regular bobby pins that match haircolor.

We will have a photographer at our dress rehearsal on Wed. Dec. 2nd, so please try to do hair before school, using gel and hairspray. We will touch it up as necessary.

Please come to shows on Thursday and Friday Dec. 3rd and 4th, with hair done.

ALL BOYS IN CAST:

Comb neatly, make sure hair does not fall over face, and use hair gel.





ALL GIRLS IN CAST: Hair must be brushed, gelled, and pinned back so no hair falls across the face. Please only use bobby pins and small clear or black hair ties as shown below.





Mrs. Claus and Assistant Activities Director: Sleeked back hair, low bun at neck. Please use gel and bobby pins to make sure hair does not fall into the face.



Elves: Two low ponytails. They will be wearing hats so ponytails must be low. All hair must be in ponytail, none falling on face. Use bobby pins and gel if there are shorter layers around face. You can curl the ponytails if you wish!



Reindeer and Second-Tier Reindeer Girls: Two low braids or one braid in back of head. All hair must be in braid, none falling on face. Use bobby pins and gel if there are shorter layers around face. They will be wearing antler headbands so please make sure braids are behind their ears - do NOT french braid. (If hair is too short to braid please pull back in low ponytail.)



Storytellers: Please clip hair back on both sides of face with bobby pins. Brush hair well and use gel or hairspray. You may curl hair if you want! They will be wearing bonnets like those shown below.





