

Willy Wonka Hair Instructions



Please Note: Hair needs to be clean and off face completely. Brush or comb well, and **please use plenty of gel and/or hairspray** so there are no stray hairs or wisps. Bangs must be clipped back if they hang below eyebrows. **NO SCRUNCHIES PLEASE!** Use small clear or black hair ties and regular bobby pins that match haircolor.

We will have a photographer at our dress rehearsal on Thurs. May 7th, so please try to do hair before school, using gel and hairspray. We will touch it up as necessary.

Please come to shows on Friday and Saturday May 8th and 9th, **with hair done.**

ALL BOYS IN CAST:

Comb neatly, make sure hair does not fall over face, and use hair gel.



GIRLS:


Charlie Bucket: Two low ponytails. Messy is good!



Mrs. Bucket: One low ponytail. We will add a scarf.



Phineas Trout: Sleeked back hair, bun in middle of head.



Mrs. Gloop and Mrs. TeeVee: Sleeked back hair, bun high on head.



Veruca Salt: Hair tightly curled. Here is a video of how to do this with paper towel strips! If you can do it Wednesday night we would appreciate it!
[▶ How to Create No-Heat Paper Towel Curls](#)



Violet Beauregard: Sleeked back, high ponytail. No ribbon. Curls are not necessary.



Mrs. Beauregard: Sleeked back low bun.



SQUIRRELS: Two low ponytails.



ALL OTHER GIRLS: Hair must be brushed, gelled, and pinned back so no hair falls across the face. Please only use bobby pins and small clear or black hair ties (see pictures below). Hair can be put in braids, ponytails, half-up half-down, or low buns. Curling is also fine. Keep in mind, all girls will be wearing headbands or hats that we provide.

