

Aladdin Jr. Hair Instructions

Please Note: Hair needs to be clean and off face completely. Brush or comb well, and **please use plenty of gel and/or hairspray** so there are no stray hairs or wispies. Bangs must be clipped back if they are below the eyebrows. NO SCRUNCHIES PLEASE! Use small clear or black hairties.

Please come to camp on Monday June 23, and shows on Thursday and Friday June 26 and 27, **with hair done.**





Jasmine:

Bubble ponytail on the side. Please use black hair ties. Part hair in middle and sweep back with gel. Make sure any shorter layers in front are pinned back well.



All other girls:

Think of how your character would wear their hair. Styles you may choose from: Very high bun (on top of head), low ponytail on the side or in back, half-up half-down, or very high ponytail (on top of head). Pull all hair including bangs off your face and use LOTS of gel. Use bobby pins to keep any shorter layers pinned back. For very short hair, comb neatly, gel, and pin sides off of the face.



Boys:

Comb neatly, make sure hair does not fall over face, and use LOTS of hair gel. Your hair should be VERY slicked back.

